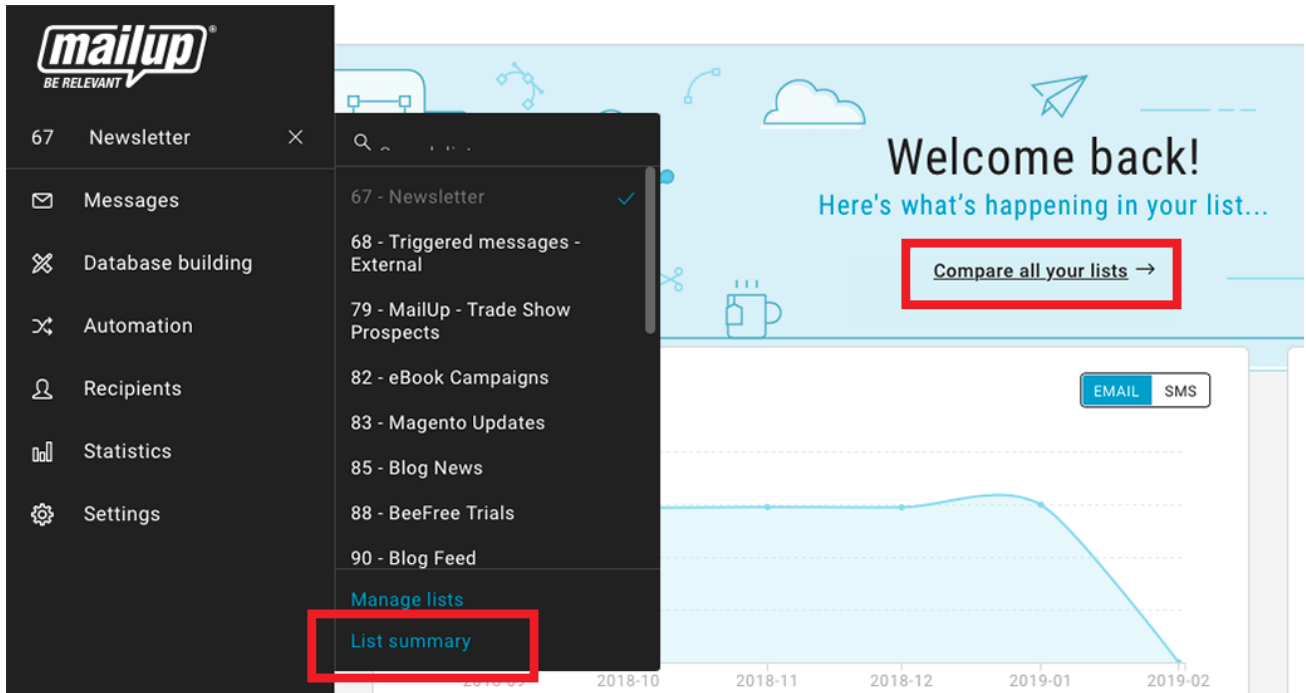
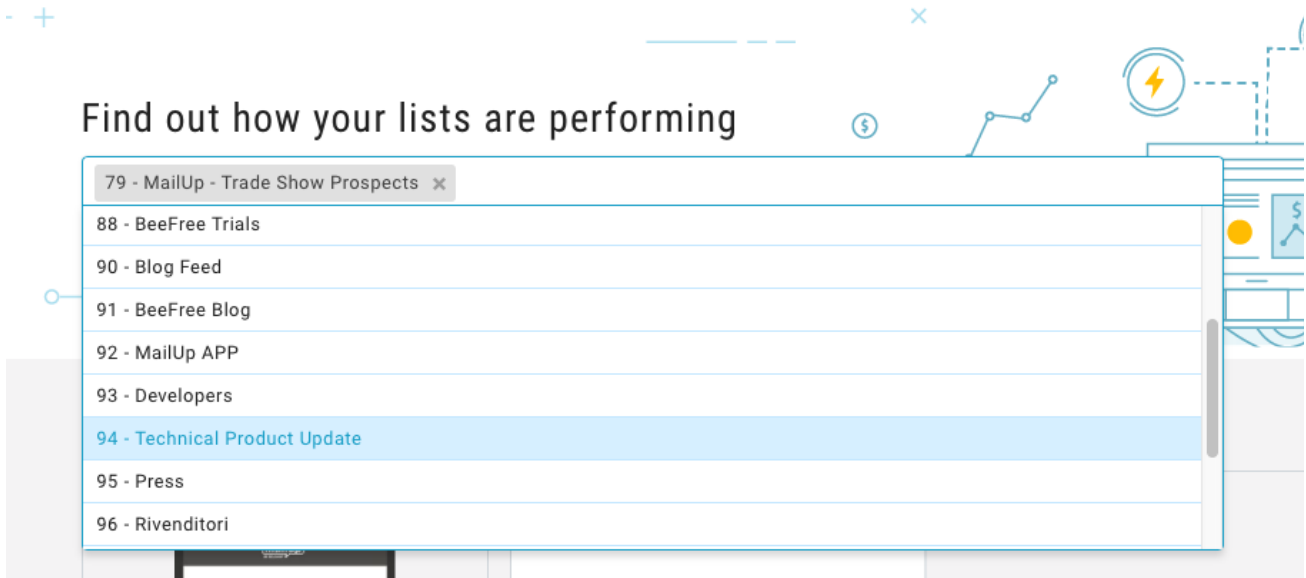


Summary dashboard

The Summary dashboard gives you a quick overview of your favorite lists. It is available only for platforms with more than one list. To access it, select "List summary" in the list selector or click "Compare all your lists" in the list dashboard header.




In the search bar, you can select, using the drop-down menu that appears, any of the lists available (up to maximum 5).



For each selected list a dashboard appears showing:

99 - MailUp - Newsletter EMAIL SMS



Recently edited
Q4 2018 Sales +56% | 2019 Fi...
ID 13384

[New email](#) [Go to list](#)


Last 30 days statistics

44.4% Unique opens +10.0%

8.5% Unique clicks +50.4%

91.2% Delivered -0.5%


888 Sent	1 Emails sent
----------	---------------



44.4% Best open rate

Best message for last month
Q4 2018 Sales +56% | 2019 Fin...
ID 13384

>



1,117
Email recipients +

Subscribed **79.1%**

8.2% Pending	12.6% Unsubscribed
--------------	--------------------

- **The last message edited**, with the possibility to resume editing or get to the overview page of the email. You may also choose to create a new email or view the list of messages created.

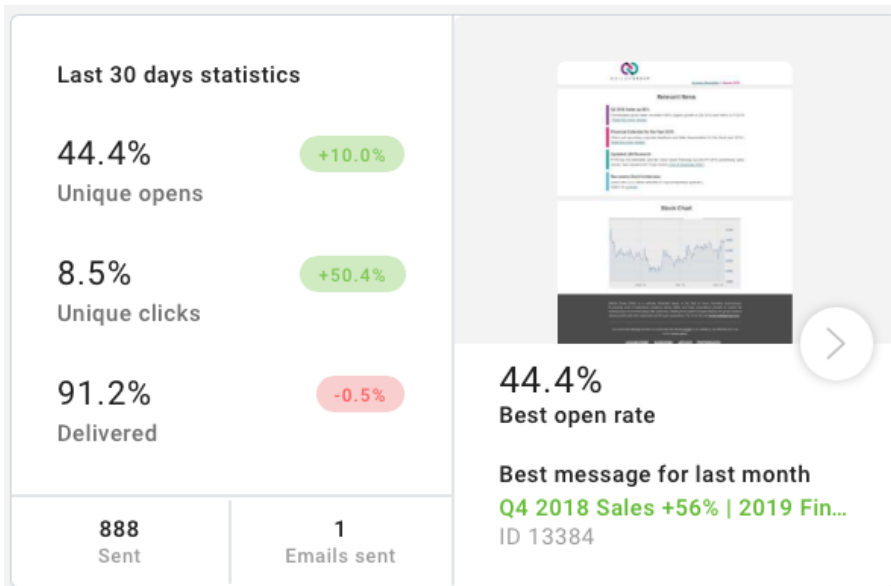
[EDIT](#)

[OVERVIEW](#)

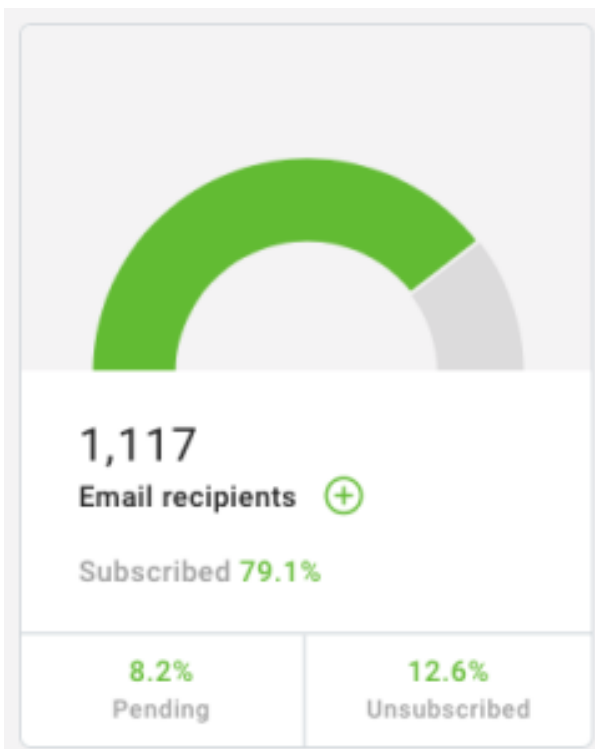
Recently edited
Please confirm your MailUp s...
ID 13387

[New email](#) [Go to list](#)

- **Last 30 days statistics**, with the percentage of unique opens and clicks, the percentage of emails delivered and variation of these values compared to the previous 30 days. The middle tab also shows the total number of recipients reached, number of emails sent, message with the best open rate and, by selecting the arrow, also the message with the best click rate.

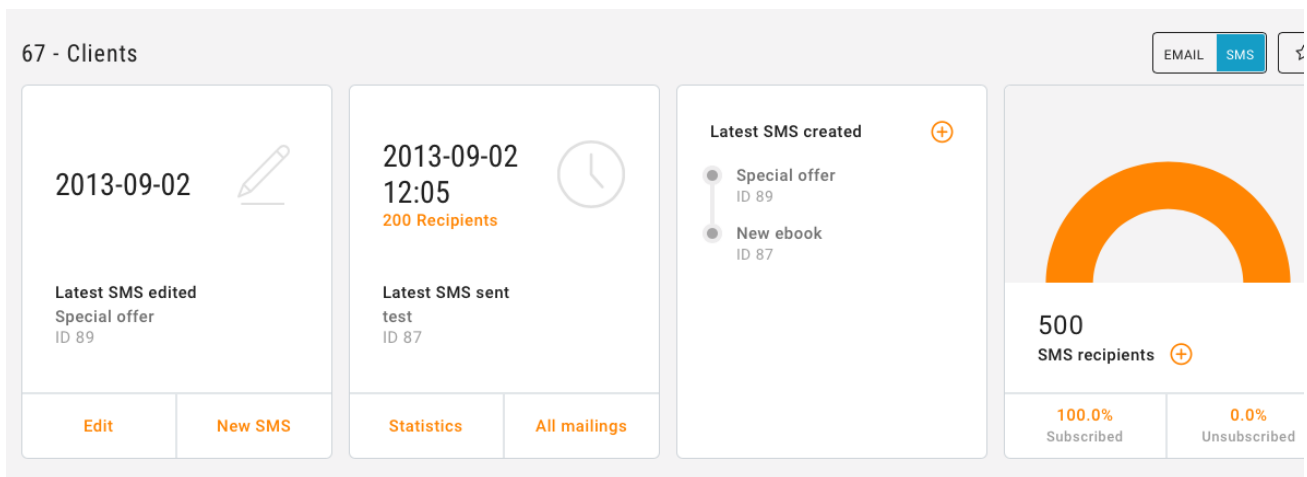


- **Recipients**, with the total number of the list subscribers, split by status (subscribed, pending and unsubscribed). Furthermore, by selecting the "+" icon you can directly access the import page to add new recipients.



Plus, for those who have modified or sent an SMS message in the last 90 days and has credits available, this overview is also available for the SMS channel with:

- the **latest SMS edited**, with the possibility to modify it or create a new message
- the **latest SMS sent**, with the number of recipients and the possibility to view statistics or the messages list
- the **timeline of the latest SMS created**, with the possibility of creating a new one
- total number of recipients subscribed and the percentage compared to the total subscribers and unsubscribed



How to set the dashboard as default

The summary Dashboard is set as the default dashboard, for all platforms with more than one list.

Click on the star icon, on the right of the list name, to set a list as the favorite one and to open it automatically at every login. Conversely, remove any preferences to view the Summary Dashboard as default.